

Restore God's House (Updated August 2024)

**An Everlasting Campaign that
Opens our Doors to Tomorrow**



Contents

Restore God’s House (Updated August 2024)	1
Dear Members and Friends of Charles Town Presbyterian Church,.....	3
Church History of Improvements.....	4
Our Capital Campaign Approach.....	5
Listen & Learn	6
Plan & Prepare	8
Our Everlasting Approach	11
<i>Renovate, Rejoice, and Repeat!</i>	11
Ways to Donate.....	12
Time	12
Talent	12
Treasure	12
Capital Campaign Committee Co-Chairs.....	13

Dear Members and Friends of Charles Town Presbyterian Church,

We are excited to announce, “Restore God’s House”, a new, ambitious capital campaign beginning in 2024.

This campaign was set in motion when last summer, a strong thunderstorm damaged the sanctuary roof, necessitating replacement. This caused us to step back and take a hard look at our property. We realized that since before the pandemic, we had deferred quite a bit of maintenance and improvements. Our governing body, The Session, decided a capital campaign was in order.

The best part of the campaign so far is the congregational input. We intentionally sought that input, and we were surprised what the priorities are for the congregation. That input was invaluable and dramatically shaped the direction of the campaign.

The *initial* goal for the capital campaign is \$150,000. We’ve already raised over \$35,000. The “Restore God’s House” campaign will raise the balance of what the roof replacement cost the church along with improvements to the physical plant, which will include improved lighting in the education wing, upgrades to bathrooms and classrooms, and additional projects that highlighted in the campaign materials. It is these additional projects that will seek an everlasting approach to welcoming future congregations with open doors for tomorrow.

The list of priorities for “Restoring God’s House” is shaped by two issues:

1. Our financial goal is to use only interest from our investments to fund ministry needs in the church. Expenses like a new roof can significantly impact this financial goal. So, the priority is replenishing our savings.
2. The second priority is to catch up. The longer we let maintenance and improvements go, the more expensive and involved the repairs become over time. We have several improvements necessary for our continued ministries at Charles Town Presbyterian Church.

I hope you’ll join us on this journey. We are all blessed by using a facility built long ago and passed down to us over many generations. It is now our turn to give to the future congregations of this church. For this campaign to succeed, we need support from everyone. Please consider making a gift – however large or small – to help “Restore God’s House.”

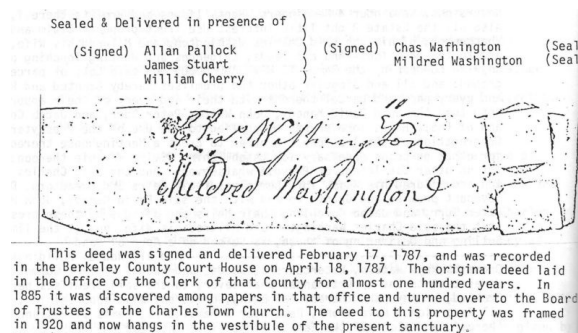
Rev. John Bethard

Church History of Improvements

Let's learn from our history and let's acknowledge all this rich history as it shaped Charles Town Presbyterian Church. Here are some excerpts from some history already published on our website:

<https://www.ctpres.org/ctpressblog/church-history/>

On February 17, 1787, the founder of Charles Town, [Charles Washington](#), executed a deed granting a lot to the Board of Trustees of the Charles Town Presbyterian Church. Charles Washington was paid 20 pounds for the lot, which was in the western part of Charles Town.



In 1851 the congregation moved to the [current location on East Washington Street](#). The present sanctuary was built and soon thereafter the manse was built next door for the Pastor and his family. As the church continued to experience growth, a chapel was added to the rear of the sanctuary for Christian Education. During the 1930's another addition of an educational wing took place, and the chapel became a Fellowship Hall. In the 1960's a final building program was undertaken, completing the present facility.

In 2024, today's facility is at least 64 years old with some parts clearly older. We have undergone several updates since the 1960s, some funded by various capital campaigns of the past:

1. New Pipe Organ (1987)
2. Parking Lot Land Purchase & Installation (1998)
3. New Windows for energy-efficiency (2008)
4. Sanctuary Renovation (carpeting, painting – 2012)
5. Outdoor Playground (2016)
6. Steeple Renovation (2018)
7. New Fellowship Hall Roof (2022)

As our building continues to age, there's an expectation of continued maintenance. Annual maintenance budgets can typically be 15-20% of the original costs of any facility. With the vast number of items covered in this document, all these items under consideration couldn't possibly be done all at once. Therefore, any approach needs to deliver a continuous set of updates annually. As the congregation and the times change, styles and needs change, and to continue to serve and attract the congregations of tomorrow, updates will need to be addressed in all of tomorrow's tomorrows.

Our Capital Campaign Approach

Through prayer and listening, our hands have been guided to this three-step approach described in the following pages.

1. Listen & Learn

Proverbs 1:5

“Let the wise hear and increase in learning, and the one who understands obtain guidance.”

2. Plan & Prepare

Proverbs 21:5

“The plans of the diligent lead surely to abundance”

3. Our Everlasting Approach

Genesis 2:15

“The Lord God took the man and put him in the garden of Eden to work it and keep it.”

As an Everlasting Campaign that Opens our Doors to Tomorrow, this plan too is subject to change, but offers an ongoing structure that can address the many needs of today and tomorrow.

Listen & Learn

Proverbs 1:5

“Let the wise hear and increase in learning, and the one who understands obtain guidance.”

On November 19, 2023, during the Sunday School hour, this committee hosted an elicitation session that allowed participating congregants to walkthrough the church and take note of items they'd wish we'd improve. This process uncovered over 70 items for improvement and this committee wishes to thank those who participated. What a great start in this process of Listening and Learning!

This same set of participants then voted on their most wanted or needed items. Each participant was given six “voting dots” that they could place anywhere among the various categories shown below.

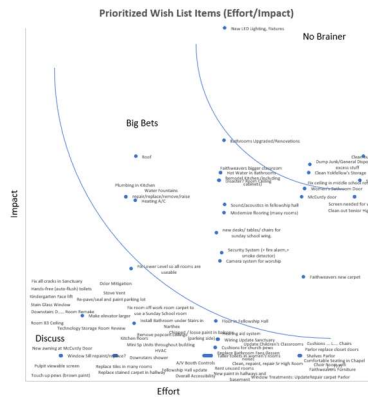


Proverbs 21:5

“The plans of the diligent lead surely to abundance”

This section describes how we organize and prepare to take action In this campaign.

The congregational data gathered from above included Popularity via voting. This committee then assessed the Urgency (criticality of the issue) and Feasibility (via cost estimates) and then used a scored ranking to arrive at an **approximation** of items that appear in each of the “No Brainer”, “Big Bets” and “Discuss”. (This diagram is an illustration only: Complete scoring is available in the planning spreadsheet.)



The resulting initial list, plus a few recognized by the committee after the initial work is below. This list is from June 9th, 2024, with the color coding representing the following:

- Green: More immediate needs (No Brainers)
- Yellow: Second set of priorities (Big Bets)
- Brown: DIY (no/little cost)
- Red: Out of Scope or too expensive (not feasible)
- No color: Future/not yet prioritized (Discuss)

Category	Task
Bathroom / Plumbing	Bathrooms Upgraded/Renovations/Update most-used
Bathroom / Plumbing	Install Bathroom under Stairs in Narthex
Bathroom / Plumbing	Hot Water in Bathrooms
Bathroom / Plumbing	Women's Bathroom upstairs (Sanctuary) Door
Bathroom / Plumbing	Water Fountains repair/replace/remove/raise
Bathroom / Plumbing	Plumbing in Kitchen
Bathroom / Plumbing	Taller toilets in women's rooms
Bathroom / Plumbing	Replace Bathroom Fans (lessen noise)
Bathroom / Plumbing	Odor Mitigation

Bathroom / Plumbing	Hands-free (auto-flush) toilets
Bathroom / Plumbing	Fix all cracks in Sanctuary
Business Development	Rent unused rooms
Electrical & Appliances	New LED Lighting, Fixtures (Classrooms, Fellowship, Choir room, office, Sanctuary)
Electrical & Appliances	Heating A/C
Electrical & Appliances	Stove
Electrical & Appliances	Wiring Update Sanctuary
Electrical & Appliances	Stove Vent
Furniture/Decorating	Faithweavers needs a bigger classroom
Furniture/Decorating	Remodel Kitchen (including cabinets)
Furniture/Decorating	new desks/ tables/ chairs for sunday school wing.
Furniture/Decorating	Floor in Fellowship Hall
Furniture/Decorating	Cushions for church pews
Furniture/Decorating	Furniture update in Faithweavers
Furniture/Decorating	Fellowship Hall update
Furniture/Decorating	Window Treatments: Update Curtains / Blinds - Kitchen and elsewhere
Furniture/Decorating	Update Children's Classrooms
General	Clean out Closets
Outside (new category)	Re-pave/seal and paint parking lot
Outside (new category)	Window Sill repaint/replace?
Outside (new category)	New awning at McCurdy Door
Painting/Flooring	Modernize flooring (many rooms)
Painting/Flooring	Dump Junk/General Disposal of excess stuff
Painting/Flooring	Faithweavers new room (carpet) / Voyagers?
Painting/Flooring	Repair carpet Parlor
Painting/Flooring	Chipped / loose paint in balcony (parking side)
Painting/Flooring	Clean, repaint, repair Sr High Room
Painting/Flooring	New paint in hallways and basement
Painting/Flooring	Fix room off work room carpet to use a Sunday School room
Painting/Flooring	Mini Sp Units throughout building HVAC
Painting/Flooring	Remove popcorn ceilings
Painting/Flooring	Replace tiles in many rooms
Painting/Flooring	Replace stained carpet in hallway
Painting/Flooring	Kitchen floors
Painting/Flooring	Touch up pews (brown paint)
Structural	Roof
Structural	Make elevator larger
Structural	Clean Yokefellow's Storage
Structural	Downstairs Room Ceiling
Structural	Fix Lower Level so all rooms are useable
Structural	Overall Accessibility

Structural	Fix ceiling in middle school room (Liberty St Classroom) - prior leak damage
Structural	Clean out Senior High Room
Structural	McCurdy door just doesn't open wide enough sometimes and it will come back at you if you're not careful.
Structural	Shelves Parlor
Structural	Parlor replace closet doors
Structural	Kindergarten Face lift
Structural	Stain Glass Window
Structural	Downstairs D..... Room Remake
Structural	Room B3 Ceiling
Structural	Technology Storage Room Review
Structural	Comfortable Seating in Chapel
Structural	Cushions Chairs
Structural	Downstairs shower
Technology	Sound/acoustics in fellowship hall
Technology	Security System (+ fire alarm,+ smoke detector)
Technology	Camera system for worship broadcast
Technology	Hearing aid system
Technology	Choir Room wifi
Technology	A/V Booth Controls
Technology	Pulpit viewable screen
Technology (was Furn/Deco)	Screen needed for voyagers

*Reminder – this is a not a “final” list. As our congregation evolves, and further needs get identified, this list and its priorities may change. This also means, with the volume if items in this list, we'll need to have an ongoing approach to this campaign, hence, please continue reading for more about this everlasting approach.

Our Everlasting Approach

Genesis 2:15

“The Lord God took the man and put him in the garden of Eden to work it and keep it.”

Keeping our “Garden” (doors) Open to Tomorrow is an ongoing effort as we’ve already addressed, the building has aged, and the projects are many. It takes time to scope and get costs for certain projects, and other projects should not be delayed if they’re in the prioritized list. With so many ideas proffered by our congregation, our approach will be project based with the mantra of:

Renovate, Rejoice, and Repeat!

Renovate: We’ll start with the initial phase set of priorities for the funding raised. These prioritized initial items have been scoped/estimated, verified for need.

- Individuals or Small groups in our church body (i.e., Sunday School classes or other mission or interest groups) may also be interested in identifying specific priorities on the list that they want to focus on.
- If there’s an item that you or your small group feels passionate about that you want to specifically fund, this committee welcomes your contributions of time, talent, and treasure to help us understand needs, costs, and your funding interests.

Rejoice: Celebrate our Stewardship of our Church Body. Our past prayers have been answered on our prior campaigns, and this committee envisions a similar time to give praise and celebrate what we’ve been able to do with our church body.

Repeat: this project-based approach allows us:

- To scope funding needed for the next prioritized items,
- Set that as that specific project’s funding goal, and
- Add the project to the campaign’s next phase of projects and
- Report on each of the project’s achievements.

Fundraising “thermometers” will get continually updated and made visible to the congregation. The projects progress themselves will be visible. Our initial campaign update was published on our website at <https://www.ctpres.org/ctpressblog/2023/12/20/capital-campaign-update/>

Ways to Donate

The future of this everlasting campaign will involve all of us as a church body. We encourage each of you to consider your time, talent, and treasure that will help us Restore God’s House. Here are some suggestions:

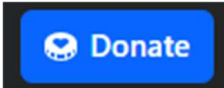
Time

1. Help assess church needs and relay them to the committee (or our church secretary).
2. Organize house meetings for the awareness of the Capital Campaign

Talent

1. Help organize meetings to perform DIY Projects.
2. Help reduce costs by applying your talents (electrical, plumbing, technology etc) to any of the identified projects.

Treasure

1. Write a check to the church with “Restore God’s House Capital Campaign” in the memo.
2. Setup regular giving through your bank/financial institution.
3. Donate electronically using one of the several approved means. Be sure to let the church secretary know any specific donations are for the capital campaign.
 - a. PayPal Giving Fund (no fees) <https://www.paypal.com/us/fundraiser/charity/3122728>
 - b. Use the Facebook Donate button on our page (nominal fee)
<https://www.facebook.com/CharlesTownPresbyterian/>

 - c. [Presbyterian Foundation](#) (nominal fee which goes to the Foundation and allows regular contributions)
4. There are more sophisticated giving approaches that involve your other accounts (retirements etc), but you should consult your Financial Advisor before making any contributions. (More details will be provided in the future or contact our Committee Chairs for more information.)
 - a. For IRA owners who are 70.5 or older, one of the easiest ways to give to a charity and get a tax break is making a qualified charitable distribution from a Traditional IRA. For 2024, you can transfer up to \$105,000 per account owner to a charity. If married, each spouse could do \$105,000. These distributions are not taxable. They are not added to your adjusted gross income. Finally, they count towards your annual required minimum distributions (RMDs) for the tax year given. Source: Kiplinger Retirement Report, November 2024 and The Kiplinger Tax Letter, 2024.
 - b. If you’re 70.5 or older, another tactic for reducing your RMDs—and your tax bill—is to make a qualified charitable distribution (QCD) directly from your IRA account to a charity. For those 73 or older, the QCD will count toward your RMD. Though you won’t be able to claim a deduction for the donation, you won’t be taxed on the distribution either. This more modest giving approach might be more in line with your needs and wants, by focusing only on the amount of your annual RMD. Source: AARP Bulletin, March 2024.

- c. Another giving approach from non-retirement equity accounts is donating appreciated stock to charity. This innovative approach not only benefits the nonprofit but also offers significant tax advantages to the donor. If you donate the stock directly to a charity, you pay no capital gains tax. The tax deduction will be based on the fair market value of the stock on the day of the donation. Source: Forbes.com, "How To Donate Stock to Charity in 2024", 12.08.2021.

Capital Campaign Committee Co-Chairs

Roger Snook, RogerCSnook@gmail.com



Christian Pechuekonis, pechuekonis@gmail.com



Members: Matthew Henshaw, Margaret Kursey, Gordon Myers, Diane Mayhew, John Bethard.